

LINEA BELLA



customcrafters

VENICE CONFERENCE TABLE

Named after the City in the Sea, the Venice Conference Table cultivates community like no other. Built upon a traditional triangular-shaped H-base, a solid surface pours over the sides with softened, rounded edges reminiscent of an island in the canal. You'll be inspired to achieve great things when congregated around this beautiful table.

VENICE CONFERENCE TABLE




VENICE CONFERENCE TABLE
IN WALNUT VENEER



VENICE CONFERENCE TABLE
IN PEWTER PINE



VENICE CONFERENCE TABLE
IN BLACK



+ SPECIFICATION NOTES

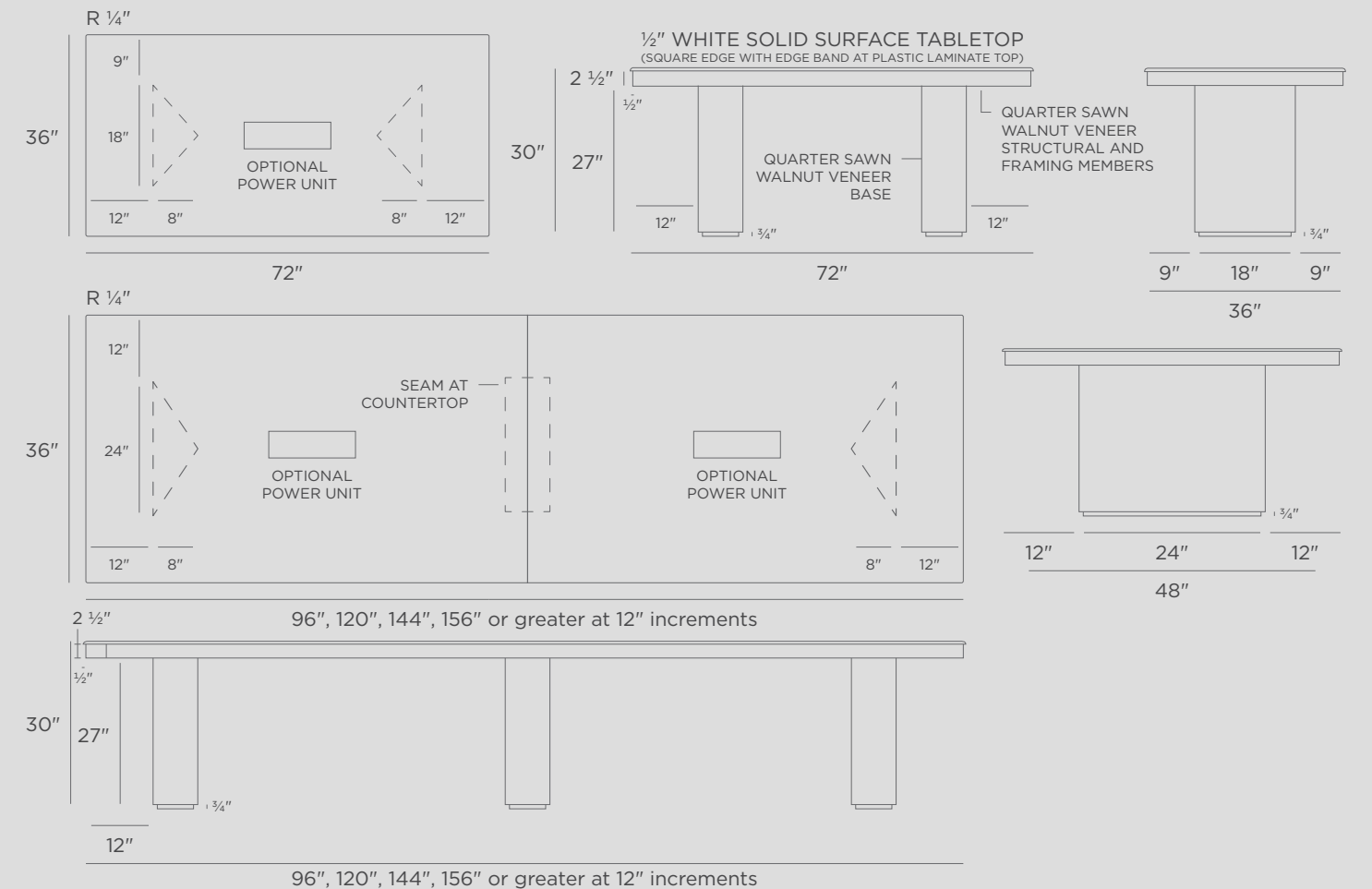
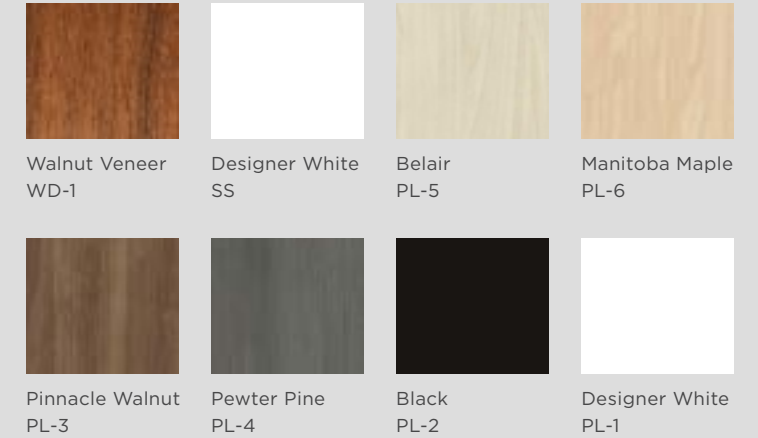
✓ Solid surface (SS) finishes can be specified on any surface tops. Plastic laminate (PL) can be specified on any surface tops or bases.

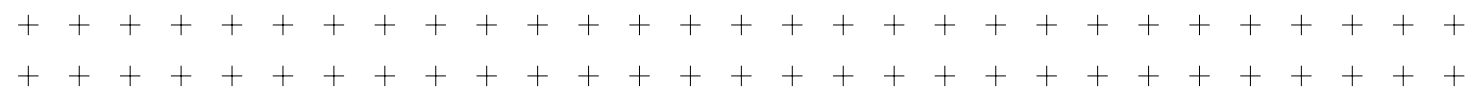
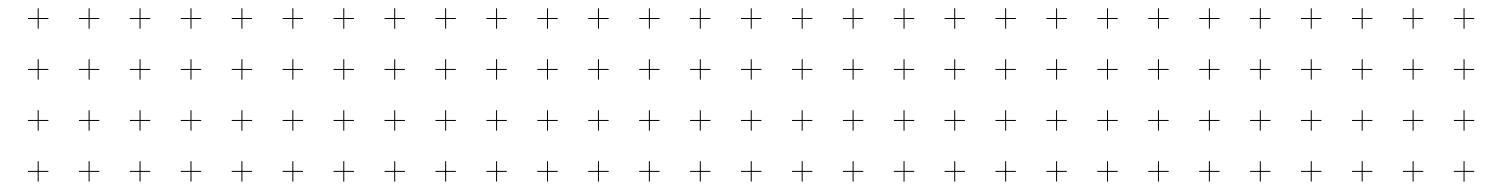
Wood finish (WD) can only be specified for the bases.

● Tables ship knock-down. Assembly required.

SEE PRICING ON PAGE 11

+ MATERIAL SPECIFICATIONS





VENICE CONFERENCE TABLE

SKU	DESCRIPTION	DIMENSIONS	SURFACE MATERIAL	LIST PRICE
VT3672SSWD	TABLE TOP WITH 1/2"THK SOLID SURFACE WITH RADIUSED EDGE AND FINISHED END PANELS, QUARTER SAWN WALNUT APRON AND (2) TRIANGULAR H-BASES	6'-0"L X 3'-0"W	"TOP/END PANELS: SS BASE: WD"	\$12,600
VT3672SSPL#	TABLE TOP WITH 1/2"THK SOLID SURFACE WITH RADIUSED EDGE AND FINISHED END PANELS, PLASTIC LAMINATE APRON AND (2)TRIANGULAR H-BASES	6'-0"L X 3'-0"W	"TOP/END PANELS: SS BASE: PLAM"	\$8,400
VT3672PL#PL#	TABLE TOP WITH 1/2"THK PLASTIC LAMINATE WITH SQUARE EDGE AND FINISHED END PANELS, PLASTIC LAMINATE APRON AND (2)TRIANGULAR H-BASES	6'-0"L X 3'-0"W	"TOP/END PANELS: PLAM BASE: PLAM"	\$4,400
VT3696SSWD	TABLE TOP WITH 1/2"THK SOLID SURFACE WITH RADIUSED EDGE AND FINISHED END PANELS, QUARTER SAWN WALNUT APRON AND (2) TRIANGULAR H-BASES	8'-0"L X 4'-0"W	"TOP/END PANELS: SS BASE: WD"	\$16,800
VT3696SSPL#	TABLE TOP WITH 1/2"THK SOLID SURFACE WITH RADIUSED EDGE AND FINISHED END PANELS, PLASTIC LAMINATE APRON AND (2)TRIANGULAR H-BASES	8'-0"L X 4'-0"W	"TOP/END PANELS: SS BASE: PLAM"	\$11,200
VT3696PL#PL#	TABLE TOP WITH 1/2"THK PLASTIC LAMINATE WITH SQUARE EDGE AND FINISHED END PANELS, PLASTIC LAMINATE APRON AND (2)TRIANGULAR H-BASES	8'-0"L X 4'-0"W	"TOP/END PANELS: PLAM BASE: PLAM"	\$5,800
VT36120SSWD	TABLE TOP WITH 1/2"THK SOLID SURFACE WITH RADIUSED EDGE AND FINISHED END PANELS, QUARTER SAWN WALNUT APRON AND (2) TRIANGULAR H-BASES	10'-0"L X 4'-0"W	"TOP/END PANELS: SS BASE: WD"	\$19,800
VT36120SSPL#	TABLE TOP WITH 1/2"THK SOLID SURFACE WITH RADIUSED EDGE AND FINISHED END PANELS, PLASTIC LAMINATE APRON AND (2)TRIANGULAR H-BASES	10'-0"L X 4'-0"W	"TOP/END PANELS: SS BASE: PLAM"	\$13,200
VT36120PL#PL#	TABLE TOP WITH 1/2"THK PLASTIC LAMINATE WITH SQUARE EDGE AND FINISHED END PANELS, PLASTIC LAMINATE APRON AND (2)TRIANGULAR H-BASES	10'-0"L X 4'-0"W	"TOP/END PANELS: PLAM BASE: PLAM"	\$6,800
VT36144SSWD	TABLE TOP WITH 1/2"THK SOLID SURFACE WITH RADIUSED EDGE AND FINISHED END PANELS, QUARTER SAWN WALNUT APRON AND (2) TRIANGULAR H-BASES	12'-0"L X 4'-0"W	"TOP/END PANELS: SS BASE: WD"	\$22,800
VT36144SSPL#	TABLE TOP WITH 1/2"THK SOLID SURFACE WITH RADIUSED EDGE AND FINISHED END PANELS, PLASTIC LAMINATE APRON AND (2)TRIANGULAR H-BASES	12'-0"L X 4'-0"W	"TOP/END PANELS: SS BASE: PLAM"	\$15,800

VT36144PL#PL#	TABLE TOP WITH 1/2"THK PLASTIC LAMINATE WITH SQUARE EDGE AND FINISHED END PANELS, PLASTIC LAMINATE APRON AND (2)TRIANGULAR H-BASES	12'-0"L X 4'-0"W	"TOP/END PANELS: PLAM BASE: PLAM"	\$7,800
VT36(LENGTH)SSWD	TABLE TOP WITH 1/2"THK SOLID SURFACE WITH RADIUSED EDGE AND FINISHED END PANELS, QUARTER SAWN WALNUT APRON, (2)TRIANGULAR H-BASES AND (1) DIAMOND SHAPED CENTER H-BASE	(CUSTOM) L X 4'-0"W	"TOP/END PANELS: SS BASE: WD"	CALL FOR PRICE
VT36(LENGTH)SSPL#	TABLE TOP WITH 1/2"THK SOLID SURFACE WITH RADIUSED EDGE AND FINISHED END PANELS, PLASTIC LAMINATE APRON, (2)TRIANGULAR H-BASES AND (1) DIAMOND SHAPED CENTER H-BASE	(CUSTOM) L X 4'-0"W	"TOP/END PANELS: SS BASE: PLAM"	CALL FOR PRICE
VT36(LENGTH)PL#PL#	TABLE TOP WITH 1/2"THK PLASTIC LAMINATE WITH SQUARE EDGE AND FINISHED END PANELS, PLASTIC LAMINATE APRON, (2)TRIANGULAR H-BASES AND (1) DIAMOND SHAPED CENTER H-BASE	(CUSTOM) L X 4'-0"W	"TOP/END PANELS: PLAM BASE: PLAM"	CALL FOR PRICE

MADE TO MEASURE. BUILT TO SUIT.

Chicago Office

One Prudential Plaza
130 E Randolph St, Suite 2050
Chicago, IL 60601

Forest Park Office / Manufacturing

7540 Roosevelt Rd
Forest Park, IL 60130
708.546.5841

Kris Imala

CEO, Managing Principal & Majority Owner
kimala@customcrafterschicago.com
m: 312.590.7808

Paul Kelly

President
paulk@customcrafterschicago.com
m: 773.617.8408

Thomas Flore

Chief Operating Officer
tom@customcrafterschicago.com
m: 773.849.4095

Designed By Nick Poblador +
Custom Crafters Team

customcrafterschicago.com

+ + + + + + + + + + + + +

