

LINEA BELLA



customcrafters

VENICE CREDENZA

With a 1/2" solid surface reaching over from left to right like the many bridges of the canal, the Venice Credenza is the perfect complement to the Venice Conference Table. Boasting four cabinets and drawers with beveled finger pulls, this credenza delivers plenty of storage options for files and other meeting room needs.

VENICE CREDENZA



VENICE CREDENZA
IN WALNUT VENEER



VENICE CREDENZA
IN PEWTER PINE



VENICE CREDENZA
IN BLACK



+ SPECIFICATION NOTES


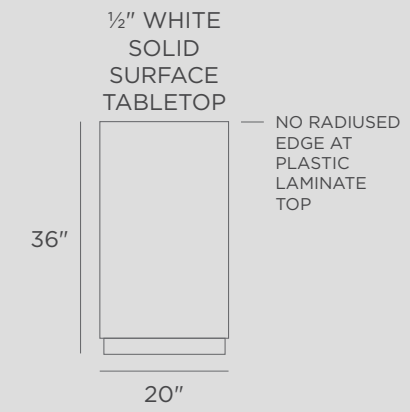
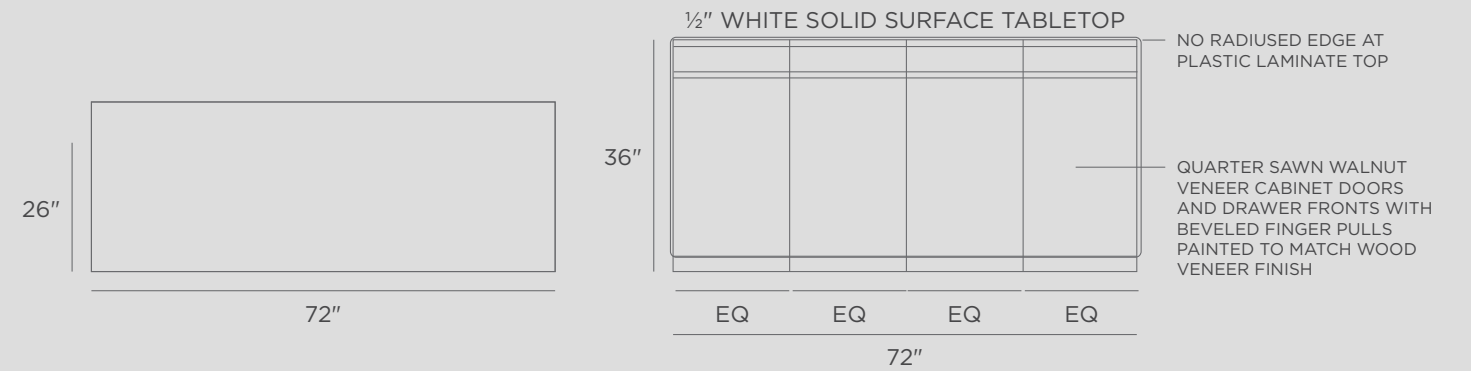
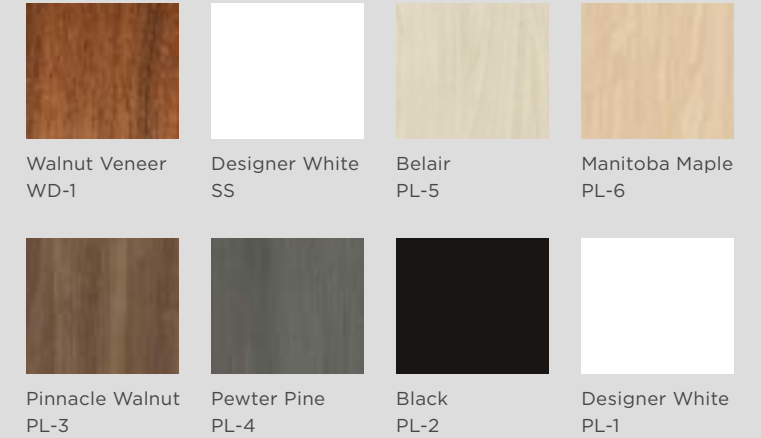
✓ Solid surface (SS) finishes can be specified on any surface tops. Plastic laminate (PL) can be specified on any surface tops or bases.

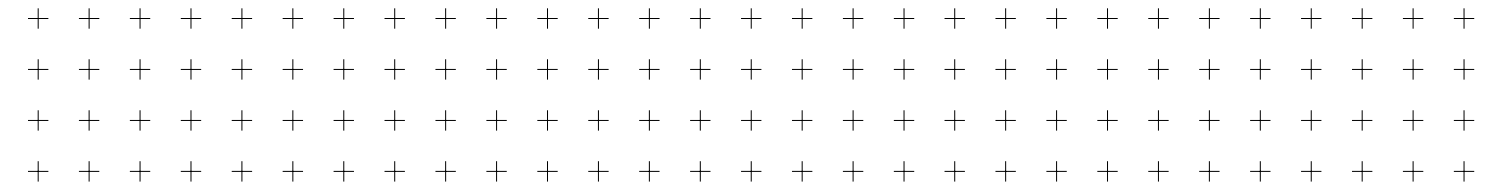
Wood finish (WD) can only be specified for the bases.

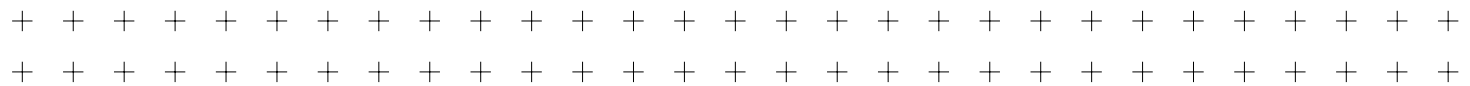
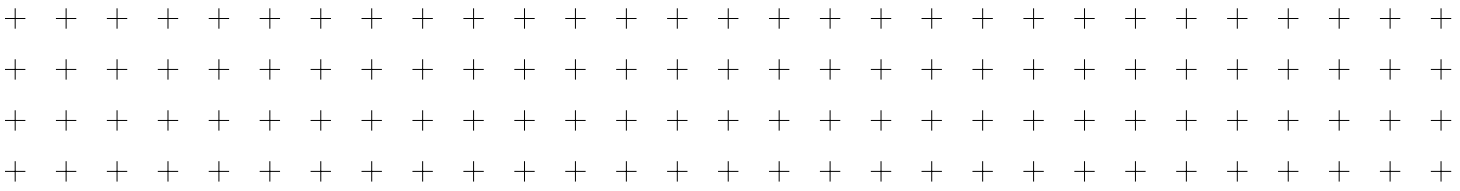
● Credenzas are pre-assembled.

SEE PRICING ON PAGE 11

+ MATERIAL SPECIFICATIONS







PRICE GUIDE

VENICE CREDENZA

SKU	DESCRIPTION	DIMENSIONS	SURFACE MATERIAL	LIST PRICE
VC2072SSWD	CREDENZA WITH 1/2"THK SOLID SURFACE WITH RADIUSED EDGE AND FINISHED END PANELS, QUARTER SAWN WALNUT VENEER BASE CABINETS WITH (1) DOOR AND (1) DRAWER	6'-0"W X 20"D X 36"H	"TOP/END PANELS: SS BASE: WD"	\$12,500
VC2072SSPL#	CREDENZA WITH 1/2"THK SOLID SURFACE WITH RADIUSED EDGE AND FINISHED END PANELS, PLASTIC LAMINATE BASE CABINETS WITH (1) DOOR AND (1) DRAWER	6'-0"W X 20"D X 36"H	"TOP/END PANELS: SS BASE: PLAM"	\$8,500
VC2072PL#PL#	CREDENZA WITH 1/2"THK PLASTIC LAMINATE WITH SQUARE EDGE AND FINISHED END PANELS, PLASTIC LAMINATE BASE CABINETS WITH (1) DOOR AND (1) DRAWER	6'-0"W X 20"D X 36"H	"TOP/END PANELS: PLAM BASE: PLAM"	\$4,500
VC2096SSWD	CREDENZA WITH 1/2"THK SOLID SURFACE WITH RADIUSED EDGE AND FINISHED END PANELS, QUARTER SAWN WALNUT VENEER BASE CABINETS WITH (1) DOOR AND (1) DRAWER	8'-0"W X 20"D X 36"H	"TOP/END PANELS: SS BASE: WD"	\$16,500
VC2096SSPL#	CREDENZA WITH 1/2"THK SOLID SURFACE WITH RADIUSED EDGE AND FINISHED END PANELS, PLASTIC LAMINATE BASE CABINETS WITH (1) DOOR AND (1) DRAWER	8'-0"W X 20"D X 36"H	"TOP/END PANELS: SS BASE: PLAM"	\$11,500
VC2096PL#PL#	CREDENZA WITH 1/2"THK PLASTIC LAMINATE WITH SQUARE EDGE AND FINISHED END PANELS, PLASTIC LAMINATE BASE CABINETS WITH (1) DOOR AND (1) DRAWER	8'-0"W X 20"D X 36"H	"TOP/END PANELS: PLAM BASE: PLAM"	\$5,500

MADE TO MEASURE. BUILT TO SUIT.

Chicago Office

One Prudential Plaza
130 E Randolph St, Suite 2050
Chicago, IL 60601

Forest Park Office / Manufacturing

7540 Roosevelt Rd
Forest Park, IL 60130
708.546.5841

Kris Imala

CEO, Managing Principal & Majority Owner
kimala@customcrafterschicago.com
m: 312.590.7808

Paul Kelly

President
paulk@customcrafterschicago.com
m: 773.617.8408

Thomas Flore

Chief Operating Officer
tom@customcrafterschicago.com
m: 773.849.4095

Designed By Nick Poblador +
Custom Crafters Team

customcrafterschicago.com

+ + + + + + + + + + + + + + +

